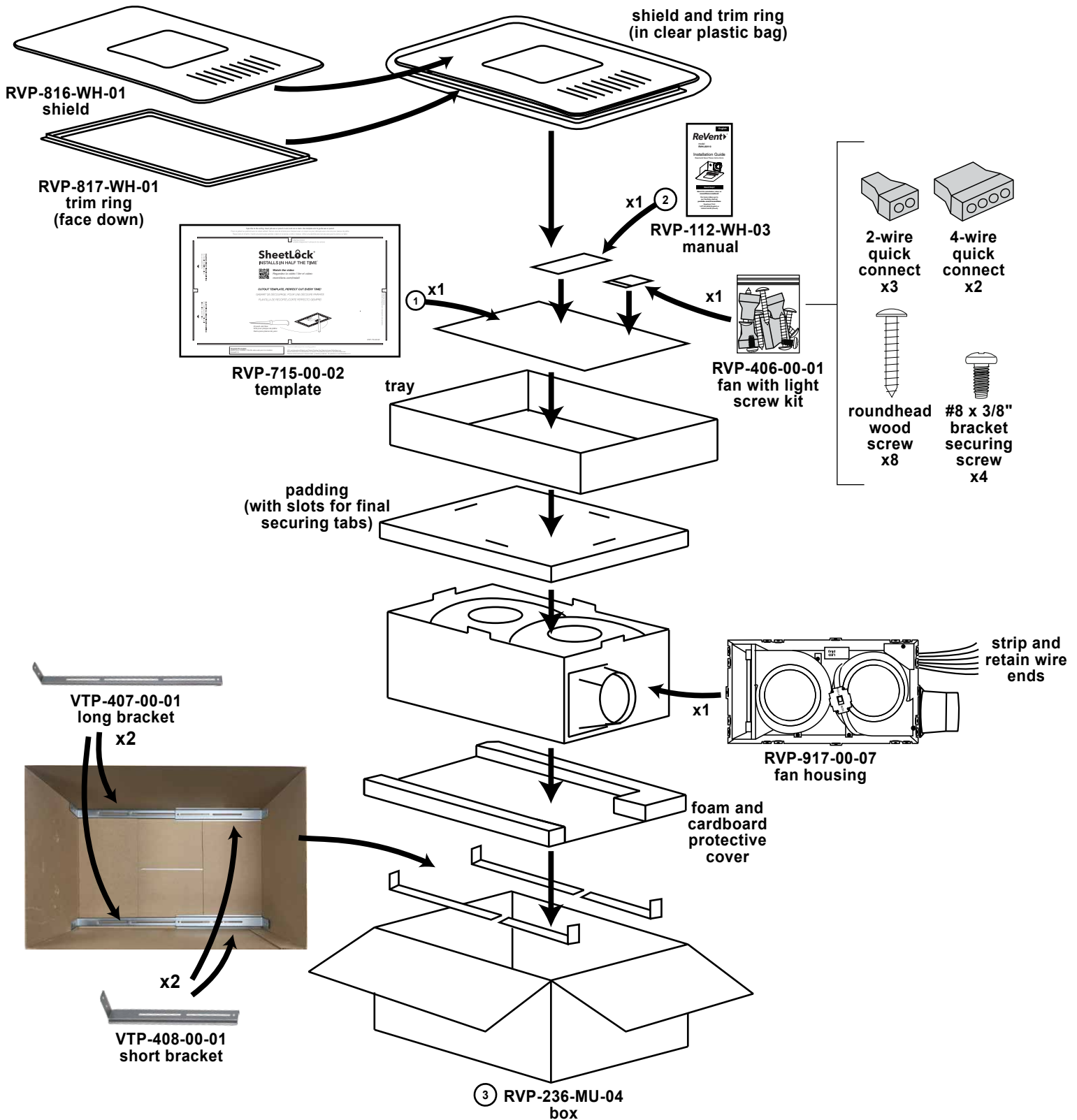


RVHL80110-D

4-17-2024

Build-To Sheet



1: RVHL80110-D_template_013124.ai

3: RVHL80110-D_box_041624.ai

2: RVHL80110-D_manual_041024.ai

RVHL80110-D



RVP-236-MU-04
box
(shown closed and sealed)

RVP-816-WH-01

Label Placement (bottom of shield)





① set switch to 4000K



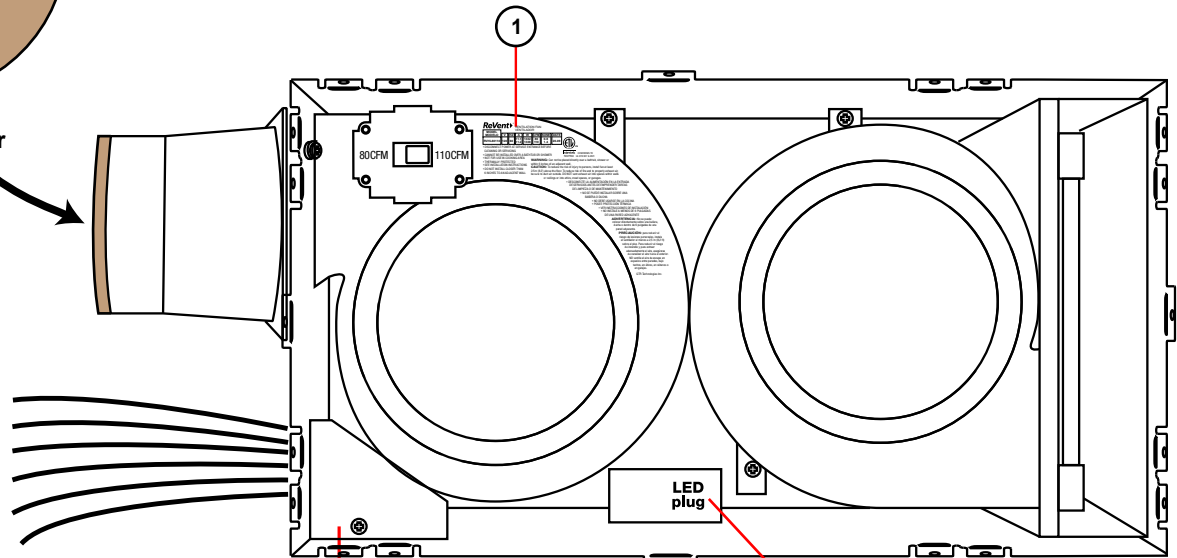
RVP-917-00-07

Label Placement

Date Code (YY-MM)



RVP-829-BR-01
4" damper cover



2



3
LED
plug

1: RVHL80110-D_laser-printing_040924.ai	3: LED_plug_label_020720.ai
2: hvi_label_120318.ai	

RVP-917-00-07

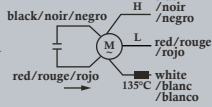
Label Placement (bottom of motor)

Date Code (YY-MM)

CAUTION: This Motor APB28-4TL2 should be used with housing RVHL80110 only.
ATTENTION : Ce moteur APB28-4TL2 doit être utilisé uniquement avec le boîtier RVHL80110
PRECAUCIÓN: Este Motor APB28-4TL2 deberá utilizarse solo con la cubierta RVHL80110.

120 V 60 Hz
25 W 4P
Insulation A / Isolant A
3.0 μ F/250 V
Date : 20-09

APB28-4TL2



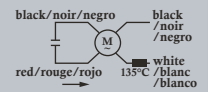
1

Date Code (YY-MM)

CAUTION: This Motor APB21-4T should be used with housing RVHL80110 only.
ATTENTION : Ce moteur APB21-4T doit être utilisé uniquement avec le boîtier RVHL80110
PRECAUCIÓN: Este Motor APB21-4T deberá utilizarse solo con la cubierta RVHL80110.

120 V 60 Hz
21 W 4P
Insulation A / Isolant A
3.2 μ F/250 V
Date : 20-09

APB21-4T1



2

fan



heater



REV LOG

REV DATE	MODEL/PART NO.	DISCRIPTION
3/20/2024	--	Original build
3/29/2024	RVP-112-WH-02	Updated manual (changed phrasing of 1/d in Safety Information, changed phrasing of heater warnings 10 and 12, added operating instructions to wiring diagrams, updated cleaning section) (page 1)
	RVP-236-MU-02	Updated box (added QR code linked to THD website, color change, fixed bullet points, changed watts on 110CFM to 24W) (pages 1-2)
	RVP-917-00-02	Added laser printing art file, updated laser printing art file (added UL 2021 to ETL mark, updated bullet points, changed WARNING text to "Can not be placed directly over a bathtub, shower or within 6 inches of an adjacent wall"), updated fan motor label (changed W to 25W), updated heater motor label (changed part # to APB21-4T1) (pages 4-5)
4/2/2024	RVP-917-00-03	Updated laser printing (removed CSA text) (page 4)
4/3/2024	RVP-917-00-04	Updated laser printing (adjusted positioning/layout to account for new CFM switch location) (page 4)
4/9/2024	RVP-715-00-02	Updated template (adjusted inner vertical dimension to 21.5 cm) (page 1)
	RVP-917-00-05	Updated laser printing (removed "c" from ETL logo, moved ETL# and "conforms" text) (page 4)
4/10/2024	RVP-112-WH-03	Updated manual (changed housing depth to 6 3/4", shield size to 18" x 11 1/2") (page 1)
	RVP-236-MU-03	Updated box (changed housing depth to 6 3/4", Spanish W to 24) (page 1-2)
4/11/2024	RVP-917-00-06	Updated laser printing (added laser printing to heater) (page 4)
4/12/2024	RVP-917-00-07	Removed Energy Star label, updated laser printing (removed laser printing from heater) (page 4)
4/17/2024	RVP-236-MU-04	Updated box (changed box size) (page 1-2)